

XSPA-200 ER

X-ray Seamless Pixel Array Detector



NEW

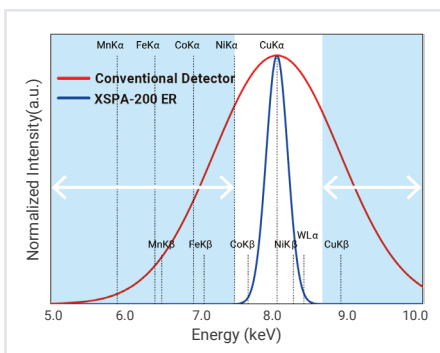
Achieves Low BG*¹ Measurements

Experience groundbreaking measurement with the "XSPA-200 ER" detector and MiniFlex! Capable of 2-dimensional measurements with high energy resolution.

*¹ Background

MiniFlex

Benchtop Powder X-ray Diffraction (XRD) Instrument



Significantly Reduced BG

XSPA-200 ER eliminates fluorescent X-rays from transition metal elements and significantly reduces the background signal.



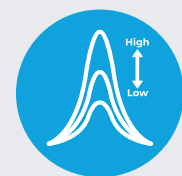
High Energy Resolution



Filterless Measurement

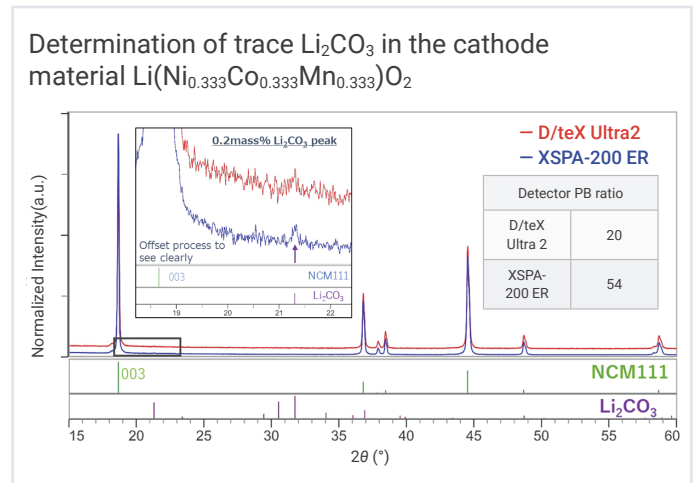
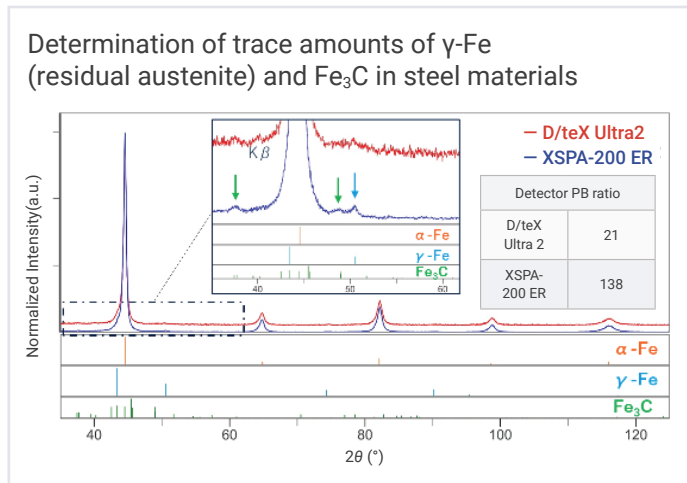


Pixel Array Detector



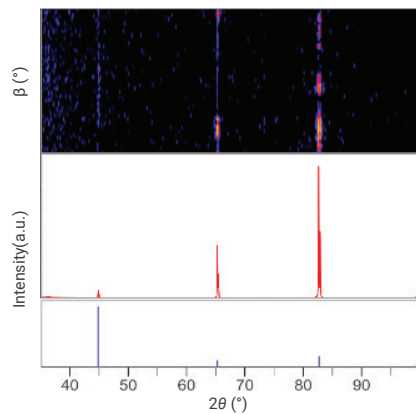
Wide Dynamic Range

High Energy Resolution: Low BG improves PB ratio, resulting in clear observation of trace phases



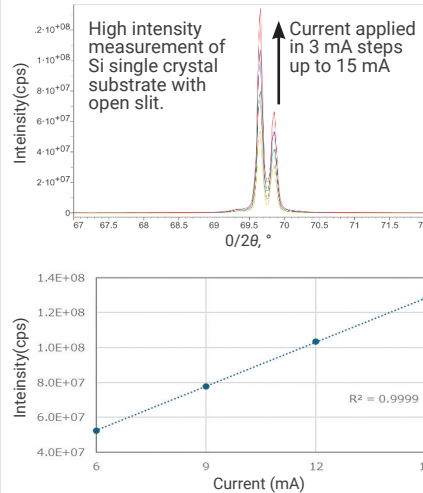
Pixel Array Detector

2D measurements of steel materials. Spot-like Debye-Scherrer rings suggest the presence of coarse particles in the sample.



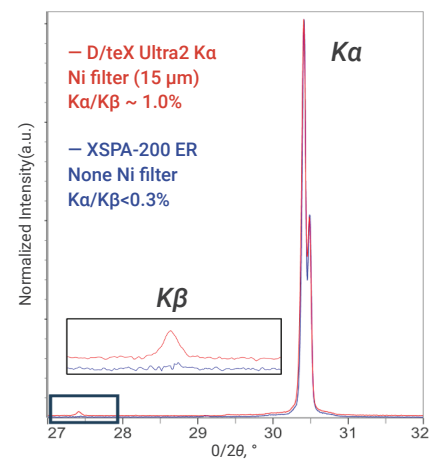
Linear Response Over Wide Dynamic Range

Photon counting detector with linear response up to a high count rate of 10^5 cps / pixel.



Filterless Measurement

Filterless measurements, in which $K\beta$ -rays are nearly unobserved, can also be selected.



Technical Specifications

Detection Type	Direct detection photon counting
Detection Element	Si
Pixel Size	75 μm x 75 μm
Pixels	32,768
Detection Area	19.2 mm x 9.6 mm = 184.32 mm ²
Max Counting Rate	> 1 x 10 ⁵ cps/pixel

Wavelength	Co, Cu
Counting Efficiency (CuK α)	99%
Energy Resolution (CuK α)	340 eV (XRF reduction mode)
Cooling Method	Air

Due to product improvements, specifications and appearance may be changed without notice. Thank you for your understanding.

*Company names and product names in the catalog are trademarks or registered trademarks of their respective companies.

