

[View on rigaku.com](https://www.rigaku.com)

# RAD008 - Aseptic identification of polysorbates

## Introduction

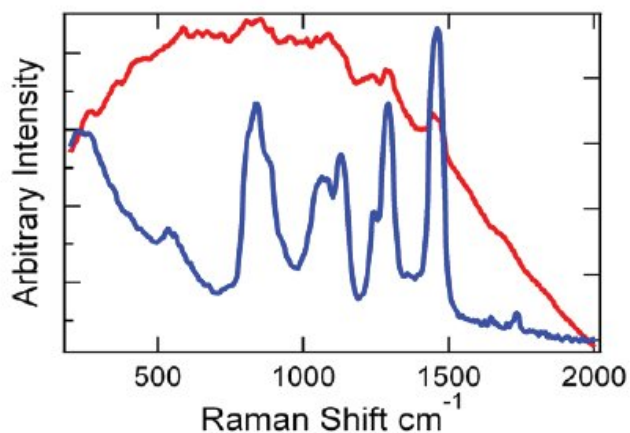
Polysorbates are used in a variety of industries including food, cosmetics, pharmaceuticals and biopharmaceuticals—specifically in the manufacturing of parenteral medication and cell culture growth. Due to industry regulations and quality standards, it is considered good practice to identify incoming materials prior to manufacturing. Because polysorbates are reactive to light and air, packaging is usually in thick, dark, amber bottles. This makes the identification process more difficult, as opening the container to sample could compromise the sterility and quality of these materials. [Handheld Raman](#) is capable of identifying these materials without any sampling or preparation.

- Maintain sterility
- Avoid contamination
- Prevent material degradation

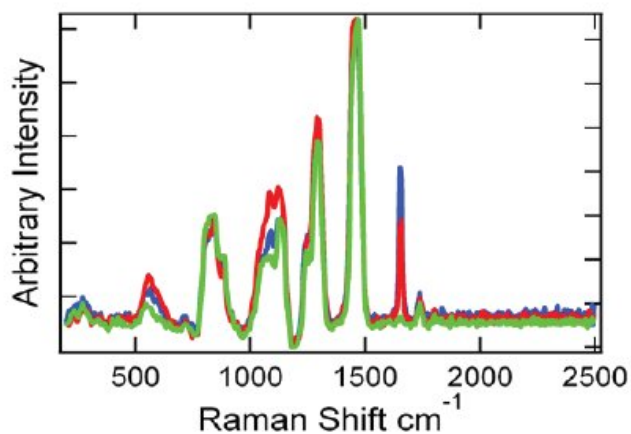
## Minimize sample interference while maximizing efficiency

Raman analysis of materials through thick, colored packaging commonly presents fluorescence interference. A feasibility study was performed to determine if polysorbate 20 and polysorbate 80 from three different vendors could be identified and distinguished via analysis through their original, amber bottle packaging using a handheld 785 nm excitation analyzer and [Progeny](#), which uses a 1064 nm excitation laser to reduce fluorescence interference. Figure 1 demonstrates fluorescence interference when performing analysis on one of the bottles with a 785 nm analyzer versus obtaining a high quality spectra with Progeny. Figure 2 displays the Progeny spectra measured from all three of the samples in the original amber bottles. Polysorbate 20 and polysorbate 80 display different Raman spectra, with the notable difference being an additional peak at  $1650\text{ cm}^{-1}$  for polysorbate 80, which is indicative of the monooleate groups. In order to determine if Progeny could distinguish the materials, a correlation algorithm was used to compare subsequent measurements of the polysorbates to the spectra in the library.

Figure 3 shows a selectivity matrix to display the hit quality index (HQI) for these measurements. This indicates that polysorbate 20 can be distinguished from polysorbate 80.



**Figure 1.** Polysorbate 20 from JT Baker in 200 ml amber bottle 785 nm vs. 1064 nm.



**Figure 2.** 1064 nm excitation data for polysorbate 20 from JT Baker (200 ml amber bottle), polysorbate 80 from Croda (50 g amber bottle) and NOF (100 g amber bottle).


Material	Polysorbate 20, JT Baker	Polysorbate 80, Croda	Polysorbate 80, NOF
Polysorbate 20, JT Baker	0.99	0.93	0.96
Polysorbate 80, Croda	0.92	0.99	0.98
Polysorbate 80, NOF	0.96	0.99	0.99

**Figure 3.** HQI selectivity matrix for polysorbates. Average HQI values are from 15 measurements on two different days. Standard deviations were less than 0.01 for all measurements.

## Conclusion

The quality of analysis can depend significantly on the type of bottle in which the polysorbates are packaged. For the identification of many polysorbates in amber bottles, Progeny will provide quick verification results without risking quality and sterility of the material by opening the container.

[Download PDF](#)



## Related products



## Progeny

Handheld Raman for raw material identification and finished product authentication using 1064 nm Raman analysis.